

FRANKLIN INDUSTRIES LIMITED

(Formerly Known as Murad Properties & Projects Ltd.)

(CIN: L45209GJ1983PLC092054)

Regd. off.: A-203, Celebration City Center, South Bopal, Nr. Chitvan, Bopal, Daskroi,
Ahmedabad, Gujarat, India - 380058

E-mail Id: muradprop1983@gmail.com, Phone No.: 079 - 27541156

Website: www.franklinindustries.in

Date: 08.01.2024

To, BSE Limited P. J. Towers, Dalal Street, Mumbai-400001. Scrip Code: 540190	To, Calcutta Stock Exchange Limited 7, Lyons Range Kolkata-700001. Scrip Code: 23181
--	---

Sub: Outcome of the Board Meeting held as on 08.01.2024

Dear Sir/Ma'am,

Pursuant the Regulation 30 and 33 of SEBI (LODR) Regulation, 2015 outcome of the Meeting of the Board of Directors of the Company held today i.e. 08/01/2024 considered inter alia the following:

1. Approved the Standalone Unaudited Financial Results of the Company for the quarter ended as on December 31, 2023 along with the Limited Review Report.


A Copy of Unaudited Financial Result of the Company for the Quarter ended as on 31.12.2023 and the Limited Review Report is attached herewith.


The Meeting Started at 6:20 P.M. and concluded at 6:45 P.M.


Kindly take the same on your records.

Thanking You,

For, Franklin Industries Limited


Sachin Verma
Managing Director
(DIN: 10328898)





Limited Review Report

To,
Board of Directors of Franklin Industries Limited
(CIN: L74110GJ1983PLC092054)

We have reviewed the accompanying statement of unaudited financial results of **Franklin Industries Limited** for the quarter ended 31st December, 2023 which are included in the accompanying "Statement of Unaudited Financial Result for Quarter ended December 31, 2023" together with relevant notes thereon. The statement has been prepared by company pursuant to regulation 33 of the Securities and Exchange Board of India (Listing Obligations and Disclosure Requirements) Regulations, 2015, as amended (the "Listing Regulations").

The statement is the responsibility of the company's management and has been approved by the Board of Directors, has been prepared in accordance with the recognition and measurement principles laid down in the Ind AS 34 "Interim Financial Reporting (Ind AS 34), prescribed under section 133 of the companies act, 2013 as amended, read with relevant rules issued thereunder and other accounting principles generally accepted in India. Our responsibility is to issue a report on the statement based on our review.

We conducted our review in accordance with the Standard on Review Engagement (SRE) 2410, "Review of Interim Financial Information Performed by the Independent Auditor of the Entity", issued by the ICAI. This Standard requires that we plan and perform the review to obtain moderate assurance as to whether the financial statements are free of material misstatement. A review of Interim Financial information consists of making inquiries, primarily of persons responsible for financial and accounting matters, and applying analytical and other review procedures. A review is substantially less in scope than an audit conducted in accordance with Standards on Auditing and consequently does not enable us to obtain assurance that we would become aware of all significant matters that might be identified in an Audit. Accordingly, we do not express an Audit opinion.

Based on our review conducted as above, nothing has come to our attention that causes us to believe that the accompanying statement of unaudited financial results prepared in accordance with the recognition and measurement principles laid down in the aforesaid Indian Accounting Standards ('Ind As') specified under Section 133 of the Companies Act, 2013 as amended, read with relevant rules issued thereunder and other accounting principles generally accepted in India, has not disclosed the information required to be disclosed in terms of the Listing Regulations, including the manner in which it is to be disclosed, or that it contains any material misstatement.

Date : 08/01/2024
Place : Ahmedabad

For, **V S S B & Associates**
Chartered Accountants
Firm No.121356w

(Vishves A. Shah)
Partner
M. No. 109944
UDIN: 24109944BKACJY7317

FRANKLIN INDUSTRIES LIMITED
(FORMERLY KNOWN AS MURAD PROPERTIES & PROJECTS LTD)
(CIN: L74110GJ1983PLC092054)

Reg. off. : 708, Scarlet Business Hub, Opp. Ankur School Near Mahalaxmi Panch Rasta, Fatehnagar, Paldi, Ahmedabad Ahmedabad GJ 380007 IN

Corp. Office : 203 Abhishek Complex, Near Navgujarat Colg., Income Tax, Ahmedabad 380014 GJ

E-mail: muradprop1983@gmail.com

STATEMENT OF UN-AUDITED FINANCIAL RESULTS FOR THE QUARTER AND HALF YEAR ENDED ON DECEMBER 31, 2023

Sr No	Particulars	(Rs. in lacs except Per share data)					
		Quarter ended December 31, 2023	Quarter ended September 30, 2023	Quarter ended December 31, 2022	Nine Months ended December 31, 2023 (Year to date for Current Period)	Nine Months ended December 31, 2022 (Year to date for Previous Period)	For the year ended on March 31, 2023
		Un-Audited	Un-Audited	Un-Audited	Un-Audited	Un-Audited	Audited
1	Revenue From Operations						
	(a) Revenue from Operations	1,672.68	852.76	810.13	3,252.35	1,232.69	2,051.91
	(b) Other Income	0.00	0.00	-	7.41	-	0.33
	Total Revenue (Net)	1,672.68	852.76	810.13	3,259.75	1,232.69	2,052.23
2	Expenses						
	a. Cost of Materials Consumed	-	-	-	-	-	-
	b. Purchases of Stock-in-trade	1,194.83	750.50	784.10	2,593.00	1,216.36	1,754.15
	c. Changes in inventories of Stock-in-Trade	-	-	(18.25)	-	(68.80)	-
	d. Employee benefits expenses	1.85	0.85	0.90	3.55	6.91	6.91
	e. Finance Cost	0.02	0.00	-	0.03	0.08	0.11
	f. Depreciation and Amortization Expenses	1.28	-	-	1.92	-	2.56
	g. Other Expenses	8.36	0.29	0.25	12.33	0.51	4.61
	Total Expenses	1,206.34	751.64	767.00	2,610.84	1,155.07	1,768.34
3	Profit/(Loss) before Exceptional and Extraordinary items and tax (1-2)	466.34	101.12	43.13	648.92	77.63	283.89
4	Exceptional Items	-	-	-	-	-	(254.95)
5	Profit/(Loss) before Extraordinary items and tax (3-4)	466.34	101.12	43.13	648.92	77.63	28.94
6	Extraordinary Items	-	-	-	-	-	-
7	Profit Before Tax (5-6)	466.34	101.12	43.13	648.92	77.63	28.94
8	Tax Expenses						
	(a) Current Tax	121.25	26.29	11.21	168.72	20.18	7.26
	(b) Deferred Tax	-	-	-	-	-	0.27
	Total Tax Expenses	121.25	26.29	11.21	168.72	20.18	7.53
9	Net Profit/(Loss) for the period from continuing Operations (7-8)	345.09	74.83	31.92	480.20	57.44	21.41
10	Profit (Loss) from Discontinuing operations before Tax	-	-	-	-	-	-
11	Tax Expenses of Discontinuing Operations	-	-	-	-	-	-
12	Net Profit/(Loss) from Discontinuing operations after Tax (10-11)	345.09	74.83	31.92	480.20	57.44	21.41
13	Share of Profit (Loss) of associates and Joint Ventures accounted for using equity method	-	-	-	-	-	-
14	Net Profit (Loss) for the period (12+13)	345.09	74.83	31.92	480.20	57.44	21.41
15	Other comprehensive income, net of income tax						
	a) i) Amount of item that will not be reclassified to profit or loss	-	-	-	-	-	-
	ii) Income tax relating to items that will not be reclassified to profit or loss	-	-	-	-	-	-
	b) i) item that will be reclassified to profit or loss	-	-	-	-	-	-
	ii) income tax relating to items that will be reclassified to profit or loss	-	-	-	-	-	-
	Total other comprehensive income, net of income tax	-	-	-	-	-	-
16	Total Comprehensive income for the period	345.09	74.83	31.92	480.20	57.44	21.41
17	Details of equity share capital						
	Paid-up Equity Share Capital	361.50	361.50	361.50	361.50	361.50	361.50
	Face Value of Equity Share Capital	10.00	10.00	10.00	10.00	10.00	10.00
18	Details of debt securities						
	Paid-Up Debt capital	-	-	-	-	-	-
	Face value of debt Securities	-	-	-	-	-	-
19	Reserve excluding revaluation reserves as per balance sheet of previous accounting year	-	-	-	-	-	55.44
20	Debt Redemption reserve	-	-	-	-	-	-
21	Earning per Share						
i	Earning per Share for Continuing Operations						
	Basic Earning (Loss) per share from Continuing operations	9.55	2.07	0.88	13.28	1.59	0.59
	Diluted Earning (Loss) per share from Continuing operations	9.55	2.07	0.88	13.28	1.59	0.59
ii	Earning per Share for discontinuing Operations						
	Basic Earning (Loss) per share from discontinuing operations	-	-	-	-	-	-
	Diluted Earning (Loss) per share from discontinuing operations	-	-	-	-	-	-
iii	Earnings per Equity Share						
	Basic Earning (Loss) per share from Continuing and discontinuing operations	9.55	2.07	0.88	13.28	1.59	0.59
	Diluted Earning (Loss) per share from Continuing and discontinuing operations	9.55	2.07	0.88	13.28	1.59	0.59

Note:

1	The above un-audited financial results were reviewed by the Audit Committee and approved by the Board of Directors in their meeting held on 8th January, 2024.
2	The previous periods figures have been regrouped wherever necessary.
3	The Statutory auditors of the company have carried out a "Limited Review report" of the above results as per Regulation 33 of the SEBI (Listing Obligation and Disclosure Requirement) Regulations, 2015.

Place: Ahmedabad
Date: 08/01/2024

For and on Behalf of the Board of
Franklin Industries Limited



Sachin Verma
(Managing Director)
DIN: 10326898